



# S1000



# S1000

LIGHTWEIGHT AND POWERFUL

The Glass-Maxx S1000 is made for placing glass up to 1000 kg. The lifter is versatile due to its large spread and compact base unit. Unique in this type of lifter is its line shape, which allows it to be used for windows as small as 1 meter wide.

## Features and specs:

- Usable both as spider and line-shaped lifter
- Adjustable tilt mechanism allows for easy inside glazing
- Exchangable shortened lifting arm specifically for inside glazing
- Compact to store and easy to transport using the transport trolley
- Machine weight: 85 - 100 kg

## Additional options:



RADIO REMOTE CONTROL




EXCHANGABLE LIFTING ARM



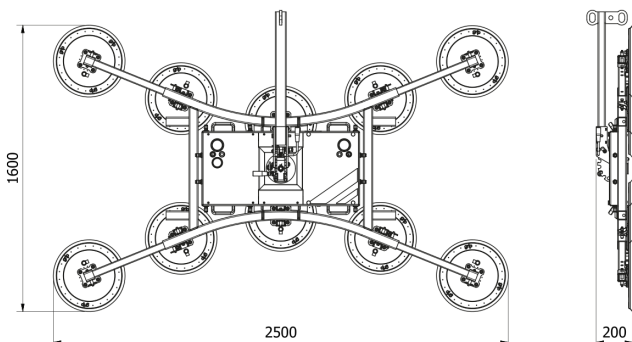
TRANSPORT TROLLEY



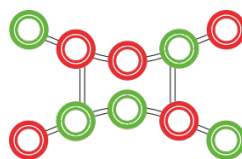
EXCHANGABLE BATTERY



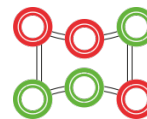
## Dimensions:



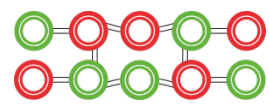
## Configurations



S.W.L  
1000 kg



S.W.L  
600 kg



S.W.L  
1000 kg